

Features & Benefits:



**The Gough Elecon™ is the
“Go Anywhere” Conveyor**


The Gough Elecon™ is the world's only conveyor that can move materials in all three directions. Besides the typical vertical and horizontal movement, the Elecon's buckets actually turn corners! No other conveying system in the world is as flexible as the Elecon™.

This three-axis capability is a result of its patented chain design and wedge-shaped buckets. Because it's so flexible, the Elecon™ system can handle virtually any circuit design you can imagine.

One customer was so taken aback at the Elecon's capabilities that he exclaimed, "This is a *Go Anywhere* conveyor!" We couldn't have said it better.

Multi-Axis Capabilities

The Elecon™ bucket conveyor provides customer's an alternative for material handling that would allow them to fit a conveyor into their production facility rather than change their facility to fit in a material handling system.




Multiple Discharge Points

The Elecon's flexibility is enhanced by its multiple discharge capability virtually anywhere in the circuit. Our patented rack & pinion system for 360° bucket rotation assures buckets fully discharge their contents and return in the upright position.

Variety of Bucket Configurations

Three different bucket configurations are available, depending on various throughput requirements and type of product. Buckets are constructed of polypropylene.



Max Elecon
Capacity: 1.5 ft³

Pasta Elecon
Capacity: 570 in³

Elecon
Capacity: 222 in³

Tough, Gentle, Clean

Gough Econ, Inc.

P.O. Box 668583, Charlotte, NC 28266-8583
Phone: 800.264-6844 Fax: 704.392.8706
E-Mail: sales@goughecon.com
Website: www.goughecon.com
Form: elecon.doc

Construction:

Chain Construction

The Elecon's proprietary tri-planar chain is constructed of investment cast links, steel forged cruciforms and sealed roller bearings. Links are piad alloy. The heavy-duty chains are assembled individually in-house to our precise specifications to insure high reliability and durability.



Tubular Track

Our simple track is constructed of tubular stainless steel. The track is housed in track plates to assure the chain glides easily and smoothly with no wear. Plates and tracks are completely interchangeable for ease of maintenance.



Drive & Tension

Elecon™ uses a vertical drive plate wheel for power transfer and chain tension. Optional wheel-turn design is available, which decreases wear and extends the life of the chain by transferring load to a turning wheel as opposed to a static track.



Tough, Gentle, Clean

Gough Econ, Inc.

P.O. Box 668583, Charlotte, NC 28266-8583
Phone: 800.264-6844 Fax: 704.392.8706

E-Mail: sales@goughecon.com

Website: www.goughecon.com

Form: elecon.doc

Enclosures:

The Elecon™ case is folded steel and can be enclosed with steel or Lexan panels, or left open with tubes exposed. Enclosed cases are most often used in applications involving safety issues or to maintain a controlled environment. The open construction allows for easy cleaning and maintenance.

Steel Panel Enclosed Case



Open Construction



Lexan Panel Enclosed Case



Tough, Gentle, Clean

Gough Econ, Inc.

P.O. Box 668583, Charlotte, NC 28266-8583
Phone: 800.264-6844 Fax: 704.392.8706

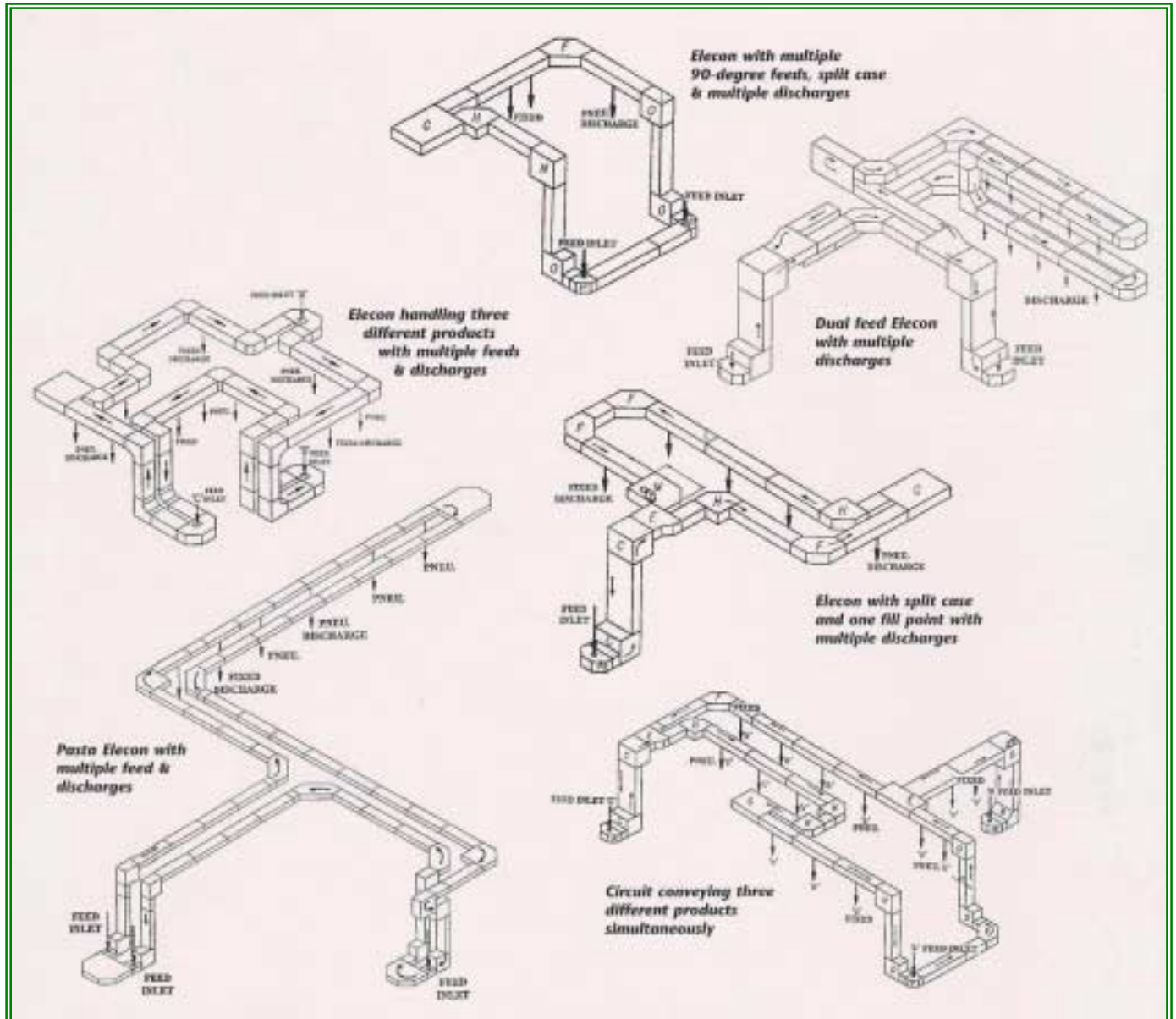
E-Mail: sales@goughecon.com

Website: www.goughecon.com

Form: elecon.doc

Circuit Configurations:

These layouts show just a few of the virtually unlimited circuit configurations possible with the Elecon™. Call Gough to discuss your specific requirement.



Tough, Gentle, Clean

Gough Econ, Inc.

P.O. Box 668583, Charlotte, NC 28266-8583

Phone: 800.264-6844 Fax: 704.392.8706

E-Mail: sales@goughecon.com

Website: www.goughecon.com

Form: elecon.doc